

Search Bios

Compare Users

Analyze

Track Followers

Sort Followers

# You're using a free version of Followerwonk.

Get unlimited searches, download reports, and access track and sort. Subscribe to Followerwonk


Slice any Twitter user's followers into actionable segments. Find most influential, dormant, old, and more.

Subscribe now for in-app following and more great features. Want precise tracking of new/lost followers?

Screen Name... analyze users they follow

Or, see examples analyzing @SarahKSilverman, @EmmaWatson, @buffer, @AlysonMurphy, @KISSmetrics, @sengineland, @simplymeasured, @Versionista


## Analysis of HKUniversity's Twitter followers

Saved report created at 30 Apr 2021, 02:45 CST 

We segment these users into a number of psychographic segments: including gender, location, Twitter activity, and more.

Next to each chart, you will find links that allow you to explore specific users in each segment. You can further sort these pop-up lists of users by follower count, tweet count, and so on.

Sample size: 14,323 followers of @HKUniversity – view all »



**HKU – University of Hong Kong**  
Hong Kong

Social Authority:	40
Followers:	14,327
Time on:	11.03 years
Retweets:	8.0%
@Contacts:	0.5%
URL tweets:	91.5%
admissions.hku.hk	

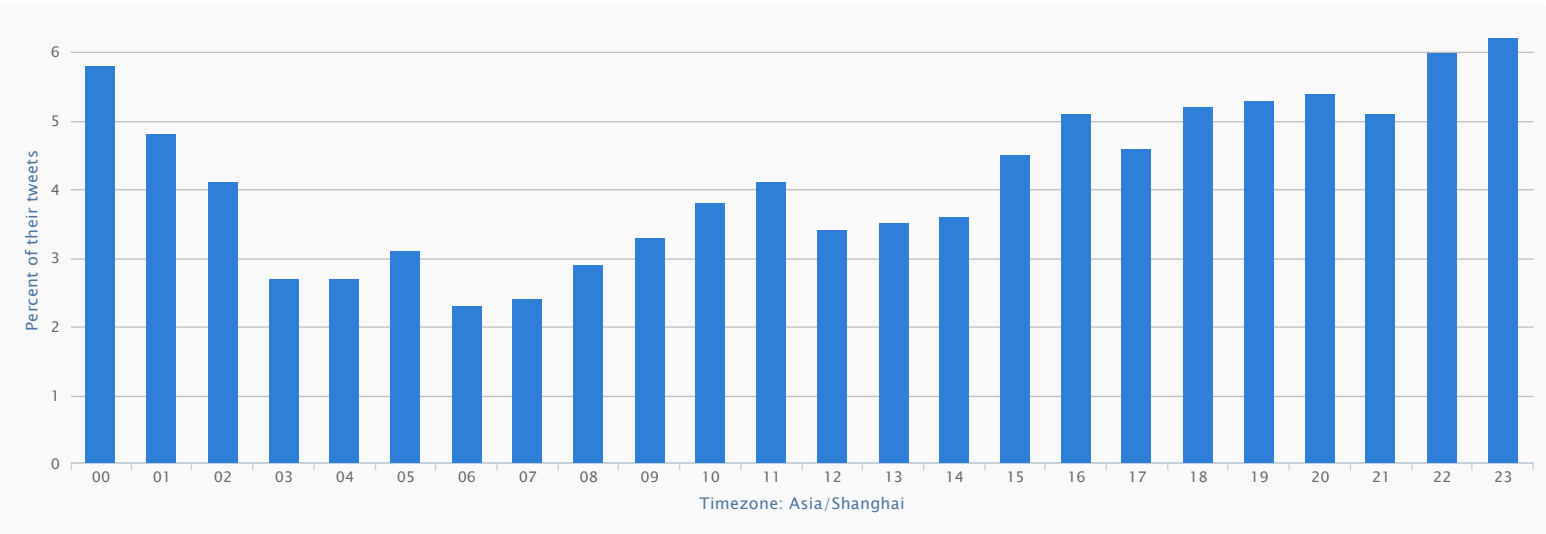
### Mapped locations of HKUniversity's followers

Using the location field in Twitter accounts, we try to approximate the geographic location of up to 5,000 users and map them for you. This is an inexact procedure and so some points may be mapped incorrectly.



### Most active hours of HKUniversity's followers

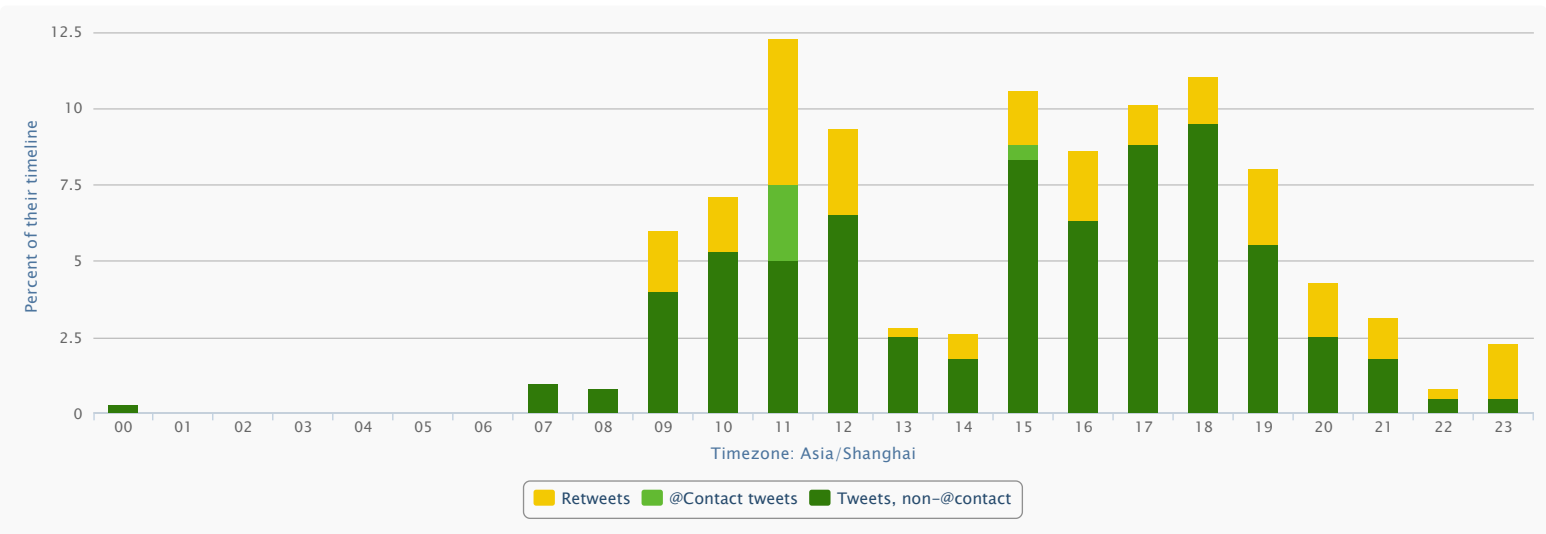
This chart breaks down the hourly Twitter activity of HKUniversity's followers.



Tweet  times a day **Schedule at Buffer** Reach your target audience at the right time. We've integrated scheduling optimization with Buffer. Just tell us how many times you'd like to tweet and we'll create a schedule for you based on the top hours above.

### Most active hours for HKUniversity

This chart details HKUniversity's Twitter activity. Using up to 400 of their most recent actions, we chart when they tweet, @contact tweet (ones that begin with someone's name), and retweet. Compare to the above chart to see how their activity compares to their followers.



### Bio word cloud of HKUniversity's followers

To help make sense of the "biography" field of each Twitter user, we've assembled this word cloud which shows you the most frequently occurring words.

university – hong – kong – student – phd – research – education – international – world – own – science – hku – love – life – professor – china – global – law – views – researcher – school – social – hkuniversity – business – news

### Two word bio cloud

hong kong – phd student – phd candidate – assistant professor – official twitter – associate professor – human rights – higher education – social media – public health – twitter account – international relations – research assistant – public policy – research fellow – official account – hong konger – climate change – journalism student – political science – mental health – chinese university – senior lecturer – computer science – international affairs

### Location word cloud of HKUniversity's followers

Similar to the above word cloud, here we show you the relative frequency of words used in the "location" field of HKUniversity's followers.

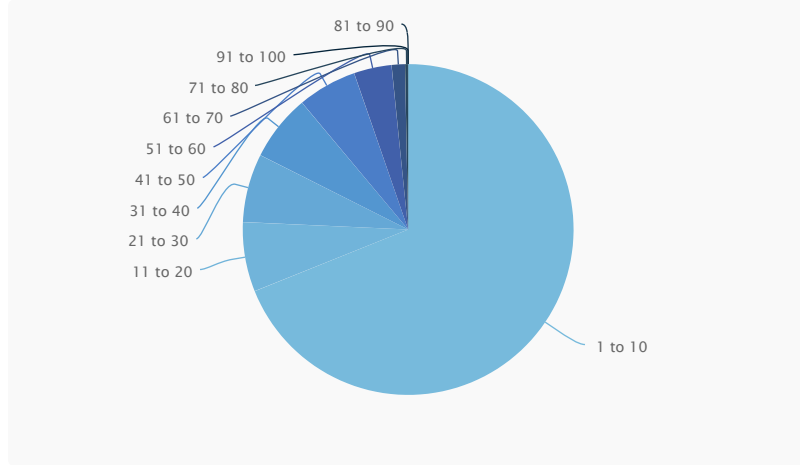
# hong kong

london – england – china – india – usa – ca – people's republic of china – singapore – beijing – shanghai – central & western district – 香港 – uk – new york – united kingdom – pakistan – france – hk –

australia – nigeria – 中华人民共和国 – ny – united states – germany

### Social Authority scores of HKUniversity's followers

Social Authority is our rating of a user's influence and engagement on Twitter. It ranges from 1 to 100, where higher scores indicate a person with greater influential activity.



**Breakdown**

9,887	69%	1 to 10 »
972	6.8%	11 to 20 »
957	6.7%	21 to 30 »
931	6.5%	31 to 40 »
827	5.8%	41 to 50 »
523	3.7%	51 to 60 »
181	1.3%	61 to 70 »
37	0.3%	71 to 80 »
7	0%	81 to 90 »
1	0%	91 to 100 »

### Inferred gender of HKUniversity's followers

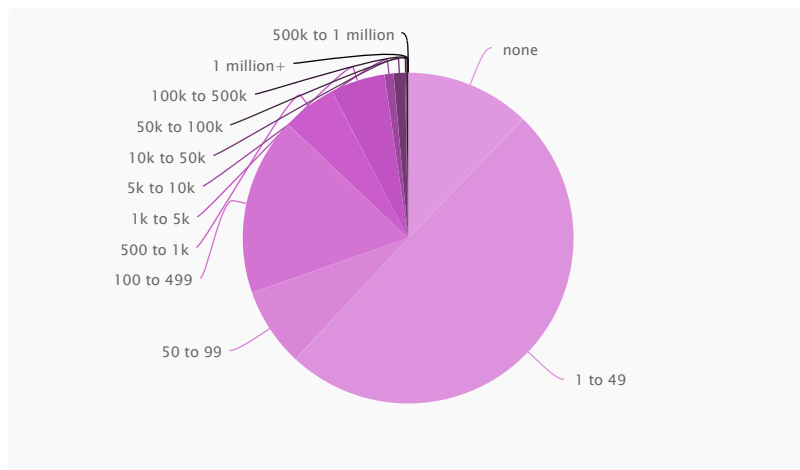
Based on an analysis of users' profile data, when applicable and available, we guess their gender.

## Subscribers only...

Once you subscribe to Followerwonk, you can view this graph, and get access to a number of other great features. [Learn more.](#)

### Follower counts of HKUniversity's followers

We've analyzed HKUniversity's followers and assembled this chart to show you the number of people who follow those users. This is a useful way to pinpoint those users with the most followers (and therefore clout).



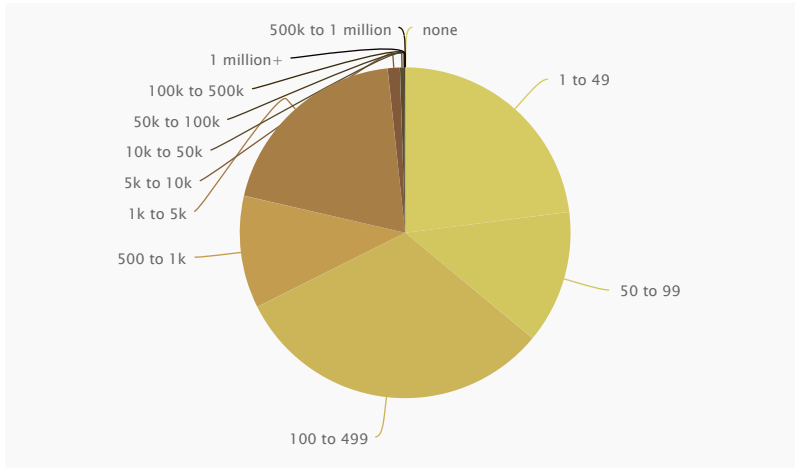
**Breakdown**

1,754	12.2%	none »
7,111	49.6%	1 to 49 »
1,099	7.7%	50 to 99 »
2,497	17.4%	100 to 499 »
754	5.3%	500 to 1k »
761	5.3%	1k to 5k »
135	0.9%	5k to 10k »
158	1.1%	10k to 50k »
21	0.1%	50k to 100k »
28	0.2%	100k to 500k »
3	0%	500k to 1 million »
2	0%	1 million+ »

avg: 1,837.29, median: 17

### Following counts of HKUniversity's followers

Here we highlight the following counts of HKUniversity's followers. Generally, this is a less useful metric than the follower count (above). That said, we've found that people who follow a large number of users are often less "valuable" than those who follow fewer – this is because those people who follow a lot are less likely to comprehensively read their Twitter stream.



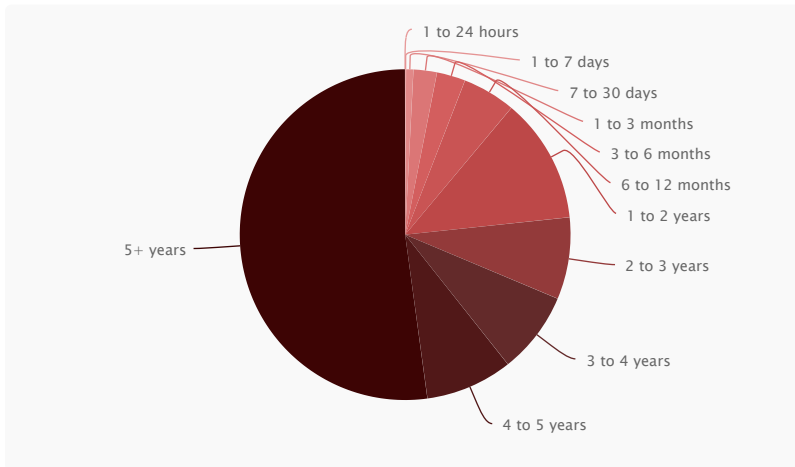
### Breakdown

17	0.1%	none »
3,284	22.9%	1 to 49 »
1,869	13%	50 to 99 »
4,524	31.6%	100 to 499 »
1,572	11%	500 to 1k »
2,819	19.7%	1k to 5k »
169	1.2%	5k to 10k »
54	0.4%	10k to 50k »
4	0%	50k to 100k »
8	0.1%	100k to 500k »
2	0%	500k to 1 million »
1	0%	1 million+ »

avg: 1,143.02, median: 200

### Account ages of HKUniversity's followers

The age of an account is an interesting way to measure value. Users who have been on Twitter for a while are early adopters, and generally more valuable than newbies. As well, there is a higher percentage of spam accounts in newer user segments (as Twitter has not yet cleared them out).

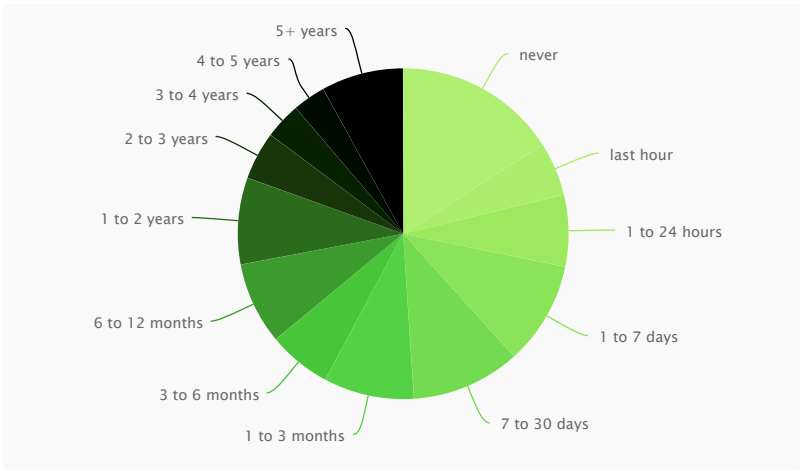


### Breakdown

3	0%	1 to 24 hours »
8	0.1%	1 to 7 days »
102	0.7%	7 to 30 days »
330	2.3%	1 to 3 months »
405	2.8%	3 to 6 months »
742	5.2%	6 to 12 months »
1,750	12.2%	1 to 2 years »
1,149	8%	2 to 3 years »
1,151	8%	3 to 4 years »
1,220	8.5%	4 to 5 years »
7,463	52.1%	5+ years »

### Recencies of tweets of HKUniversity's followers

If a person hasn't tweeted recently, then their account may be dormant. These data are based on the date that Followerwonk last checked the user, so the dates may not be entirely precise, but they should give you a good idea of who is tweeting more recently than others. Protected accounts are excluded from this analysis.

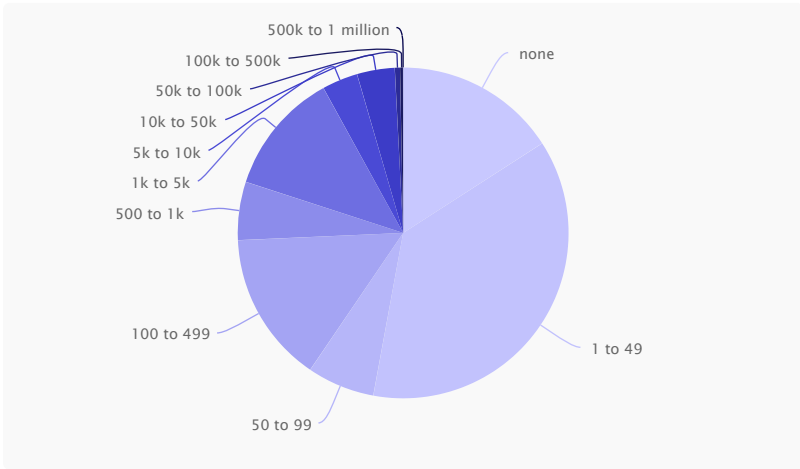


**Breakdown**

1,998	13.9%	never »
658	4.6%	last hour »
877	6.1%	1 to 24 hours »
1,260	8.8%	1 to 7 days »
1,328	9.3%	7 to 30 days »
1,106	7.7%	1 to 3 months »
767	5.4%	3 to 6 months »
999	7%	6 to 12 months »
1,061	7.4%	1 to 2 years »
585	4.1%	2 to 3 years »
441	3.1%	3 to 4 years »
396	2.8%	4 to 5 years »
996	7%	5+ years »

**Total tweets of HKUniversity's followers**

If a user has a low total tweet count, they may not be a "real" user. Perhaps they tried Twitter and gave it up? On the other hand, those with a very large number of tweets might be avoided (they could be spammers, overwrought, or just too verbose!)



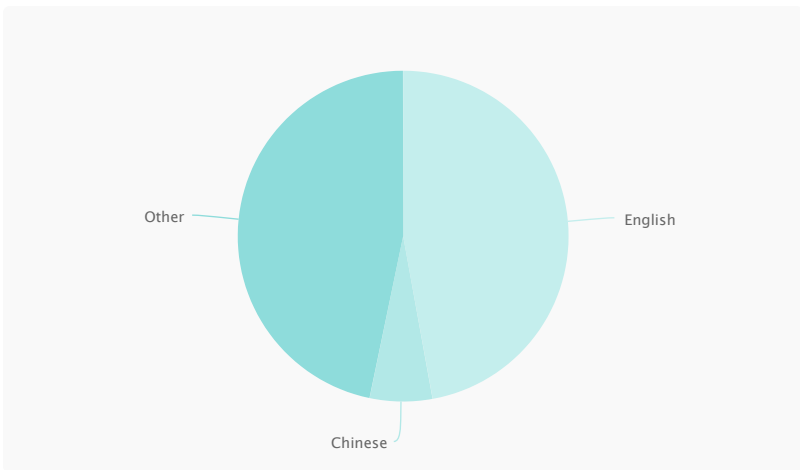
**Breakdown**

2,278	15.9%	none »
5,296	37%	1 to 49 »
946	6.6%	50 to 99 »
2,117	14.8%	100 to 499 »
813	5.7%	500 to 1k »
1,723	12%	1k to 5k »
507	3.5%	5k to 10k »
536	3.7%	10k to 50k »
68	0.5%	50k to 100k »
38	0.3%	100k to 500k »
1	0%	500k to 1 million »

avg: 2,268.07, median: 37

**Languages of HKUniversity's followers**

Please note that Twitter only allows users to select from a few languages. As well, many Twitter users who tweet primarily in a foreign language may still have their official language set to English.



**Breakdown**

6,408	44.7%	English »
832	5.8%	Chinese »
6,346	44.3%	Other »

### Percent of tweets w/ URLs of HKUniversity's followers

How many URLs do these folks tweet as a percent of their total tweets? *Note: this chart is restricted to a smaller sample of Twitter users for whom we compute extended metrics.*

## Subscribers only...

Once you subscribe to Followerwonk, you can view this graph, and get access to a number of other great features. [Learn more.](#)

### Retweets as a percent of timelines of HKUniversity's followers

Retweets are an excellent measure of engagement. The more someone retweets, the more he is consuming other peoples tweets. That's generally a good thing (because it means they are more likely to RT you). Here, we breakdown this audience by the amount that they retweet (as a percentage of their timeline). *Note: this chart is restricted to a smaller sample of Twitter users for whom we compute extended metrics.*

## Subscribers only...

Once you subscribe to Followerwonk, you can view this graph, and get access to a number of other great features. [Learn more.](#)

### @contacts as a percent of timelines of HKUniversity's followers

Similar to the above chart, we analyze how often this audience @contacts another person (a tweet that begins with an @mention). This score is the amount they @contact someone as a percent of their timeline. *Note: this chart is restricted to a smaller sample of Twitter users for whom we compute extended metrics.*

## Subscribers only...

Once you subscribe to Followerwonk, you can view this graph, and get access to a number of other great features. [Learn more.](#)

Want to monitor changes to competitors' web sites? We recommend [Versionista](#).

©2021 @followerwonk – [Terms & Privacy Policy](#)